

# Guitar For Absolute Beginners--Syllabus

18th Edition, 2017

**Instructor:** Randolph Walker, 1318-B Clarke Ave. SW, Roanoke VA 24016, (540) 588-5826, randolphwalkermusic@gmail.com, www.randolphwalker.com.

**Objective:** The student will acquire a foundation in guitar, a starting place for the continued pursuit of most types of popular music including folk, blues, rock or country. The student will learn to tune the guitar, play several chords, read tablature, and flat-pick.

**Required Materials:** Acoustic guitar (steel string or classical); pick; tuner or app.

## **Optional Materials:**

\* Method book in notation: Hal Leonard Guitar Method Book 1 by Will Schmid.

\* Method book in tab: Hal Leonard Acoustic Guitar Tab Method Book 1.

\* Recommended strings (acoustic): Martin Folk Guitar Silk & Steel

**Weather Policy:** *Roanoke County:* If the roads look questionable, call Parks & Rec at 387-6455, ext. 4 or Brambleton Center, 772-7529. Even if schools are closed, Brambleton Center may still be open.

**Missed Class:** If you miss a class, see pacing guide below for what we covered.

**Music Stores:** Kelley's, 3335 Brambleton, 989-9232; Fret Mill, 21 Salem Ave, 982-6686.

## Contents

Tuning By Ear, Notes 2  
How To Find Music On Internet 2  
Children's Songs & Riffs 3  
How To Read Tab 4  
Reveille 4  
Amazing Grace 5  
Easy Blues Riffs, Scales 6  
House of the Rising Sun 7  
When The Saints, Horse With No 8  
Heartbreak Hotel, Bass Strum 9  
Sweet Home Chicago 10

## Pacing Guide--Week & Topic


1--String names, tuning; tab for 1 or 2 strings (Children's Songs & Riffs), Easy Blues Riffs  
2--How To Read Tab, Reveille  
3--Tab, Amazing Grace. Using Tuners  
4--Tab, HOTRS, Tuning By Ear  
5--Chords, Amazing Grace  
6--When The Saints, Sweet Home Chicago  
7--Scales, Bass-Strum Pattern, How To Find Music, Heartbreak Hotel  
8--Note names; Chords, HOTRS; Horse With No Name

# Tuning By Ear, Notes On The Fretboard

## Elephants And Donkeys Grow Big Ears

### Tuning By Ear:

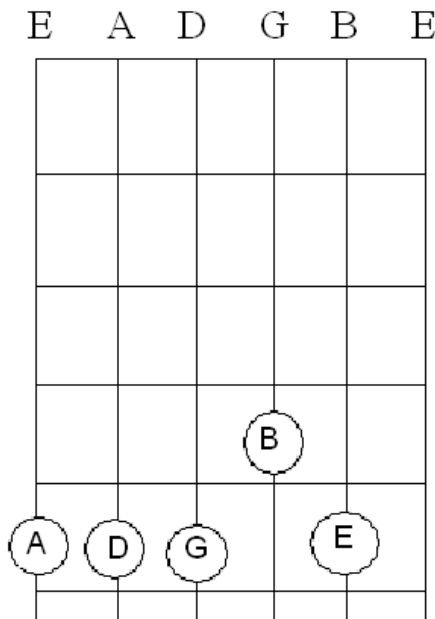
1. Tune the low E string by matching the pitch, as close as you can, with another instrument, or to an online tuner (search for "online guitar tuner").
2. Pluck the note at the 5th fret of the low E string. This note is A. Now, try to match the open A string with this note. Raise or lower the open A until you get a match.




Below:  
Chromatic  
Scale

- A
- G#
- G
- F#
- F
- E
- D#
- D
- C#
- C
- B
- A#
- A
- G#
- G
- F#
- F
- E

### Tuning By Ear



### Notes On The Fretboard



## How To Find Music On The Internet

Suppose you want the lyrics and chords to "Rocky Top." Go to [www.google.com](http://www.google.com). In the search bar enter the following: "Rocky Top" chords Put quotations around the song name. If you want tab for a song, for example "Dueling Banjos," enter: "Dueling Banjos" tab

### SHARP -FLAT EQUIVALENTS

- A# = Bb
- C# = Db
- D# = Eb
- F# = Gb
- G# = Ab

# Children's Songs & Rock Riffs in Guitar Tab

**HOT CROSS BUNS** Numbers=frets. R=rest

E-4-R-2-R- | -0-R-R-R- | -4-R-2-R- | -0-R-R-R-

E-0-0-0-0- | -2-2-2-2- | -4-R-2-R- | -0-R-R-R-

**MARY HAD A LITTLE LAMB**

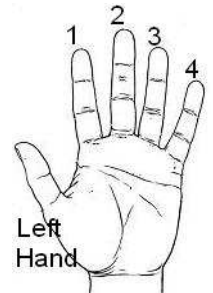
E--4-2-0-2- | -4-4-4-R- | -2-2-2-R- | -4-7-7-R- |

E--4-2-0-2- | -4-4-4-4- | -2-2-4-2- | -0----- |

**LONDON BRIDGE**

E-7-9-7-5- | -4-5-7-R- | -2-4-5-R- | -4-5-7-R- |

E-7-9-7-5- | -4-5-7-R- | -2-R-7-R- | -4-0-R-R- |



**SMOKE ON THE WATER** Deep Purple

G -0-3-5- / -0-3-6-5- / -0-3-5- / -3-0-

D -0-3-5- / -0-3-6-5- / -0-3-5- / -3-0-

**CRAZY TRAIN** Ozzie Osbourne R=rest

A ----- | -0-0-R----- | ----- | -5-5-R-----

E -2-2-R-R-R- | -----0-0-R- | -2-2-R-R-R- | -----0-0-R-

**PETER GUNN** Henry Mancini

Low E -0-0-2-0-3-0-5-4-

**CAT SCRATCH FEVER** Ted Nugent

Bar the G and D strings with the first finger.

G -2-4-5-5---2-4-5-----2-4-5-5---5-4-2

D -2-4-5-5---2-4-5-----2-4-5-5---5-4-2

**ROCK CONCERT**

A -7-7-5-5- | -0-0-7-R

When our band comes to your town, listen for that rocking sound  
All your friends will have some fun, They'll be dancing all night long

**SECRET AGENT**

E | | . ---0---0- | ---0---0- . | | 0

B | | . -0---1--- | -2---1--- . | | 0

# How To Read Tab

Tablature, or tab, is a method of writing music for guitar. Tab can show you how to play chords or melodies. Tab is NOT the same as regular sheet music. It is a completely different way of writing music.

Tab DOESN'T tell you how long to play each note. You will have to listen to the song yourself. Tab also doesn't tell you which finger to use for a given note. The 6 lines in tab correspond to the 6 strings of the guitar. The top line is the *highest pitch* string, and the bottom line is the *lowest pitch* string. You must think of the strings in terms of *pitch*. Below is a blank bit of tab with the string names at the left.

```
E-----  
B-----  
G-----  
D-----  
A-----  
E-----
```

The numbers in tab show you which fret to play with your left hand. O means open string. You read from left to right. Below, you play a sequence of notes (E F F# G G# A) on the bottom E string by moving up a fret at a time, starting with the open string. (Bottom E in terms of pitch!) Then play the sequence on the A string.

```
E-----  
B-----  
G-----  
D-----  
A-----0-1-2-3-4-5-----  
E-0-1-2-3-4-5-----
```

## Reveille (All open strings) R=rest

```
e---|-----|-----|-----|-----|  
B---|---0---0---|---0---0---|---0---0---|---0-R---|  
G---|---0---0---|---0---0---|---0---0---|---0---0---|  
D-0-|---|---|---|---|---|---|---|---|---|---|  
A-|---|---|---|---|---|---|---|---|---|---|  
E---|-----|-----|-----|-----|
```

```
e-----|-----|-----|-----|  
B-0-0-|---0---0---|---0---0---|---0---0---|  
G-0-|---|---|---|---|---|---|---|---|---|---|  
D-|---|---|---|---|---|---|---|---|---|---|  
A-|---|---|---|---|---|---|---|---|---|---|  
E-----|-----|-----|-----|
```

# Amazing Grace in 3/4 John Newton

	1	2	3	4	5	6
	G	G	C	G	G	G
	1 2 3	1 2 3	1 2 3	1 2 3	1 2 3	1 2 3
E	---	---	---	---	---	---
B	---	---0-	-0---	---	---	---0-
G	---0-R---	---R-2-	-0-R---	---	---0---	---R-2-
D	0---	---	---2-	0-R-0-	---R---	---
A	---	---	---	---	---	---
E	---	---	---	---	---	---

A - maz ing Grace, how sweet the sound that saved a wretch like

	7	8	9	10	11	12
	D7	D7	G	G	C	G
	1 2 3	1 2 3	1 2 3	1 2 3	1 2 3	1 2 3
E	---	---	---	---	---	---
B	3-R-R-	-R-R-0-	-3-R-3-	---	---	---
G	---	---	---	0-R---	---	0-
D	---	---	---	0-	2-R---	0-R-0-
A	---	---	---	---	---	---
E	---	---	---	---	---	---

Fret=finger #  
 Fret 2, finger 2  
 Fret 3, finger 3  
 R=rest

me, I once was lost but now am found was

	13	14	15	16
	G	D7	G	G
	1 2 3	1 2 3	1 2 3	1 2 3
E	---	---	---	---
B	---	0-	---	---
G	0-R---	---R-2-	0-	---
D	---	---	---	---
A	---	---	---	---
E	---	---	---	---

blind but now I see



Easy G X X O O O	G 214 O O O	G 324 O O O	Easy C X X X O O	C X O O	D7 X X O

On Easy G, the 3rd finger may be used instead of the 4th.

On G 214, the 3rd finger may be used instead of 4th.

Drill: G (or Easy G) > C (or Easy C) > G > D7 Strum each chord once and repeat.

# Easy Blues Riffs, Scales

1. E-0-R-3-R- | -0-R-R-R-  
 B----- | -----

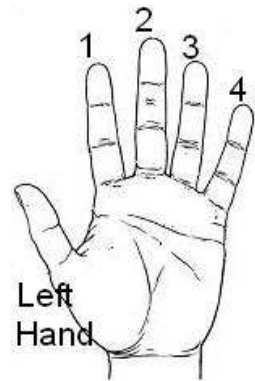
2. E-0-0----- | -0-R-R-R-  
 B-----0-3- | -----

3. E-0-0---0- | -----  
 B-----0--- | -3-R-R-R-

4. E-0-0-3--- | -0-R-R-R-  
 B-----3- | -----

5. E-0----- | -0-R-R-R-  
 B---0-3-0- | -----

These can be played along with the Blues In E Backing Track on my Google drive.



## Scales In Tab

A E-----  
 B-----  
 G-----1-2-  
 D-----0-2-4-  
 A--0-2-4-  
 E-----

D E-----  
 B-----0-2-3-  
 G-----0-2-  
 D--0-2-4-  
 A-----  
 E-----

C E-----  
 B-----0-1-  
 G-----0-2-  
 D---0-2-3-  
 A--3-  
 E-----

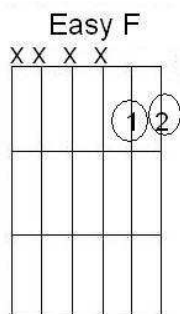
E E-----  
 B-----  
 G-----  
 D-----1-2-  
 A-----0-2-4-  
 E--0-2-4-  
 E-----

G E-----  
 B-----  
 G-----0-  
 D-----0-2-4-  
 A---0-2-3-  
 E--3-  
 E-----

# House Of The Rising Sun (Traditional)

	Am 1	C	D 2	F	Am 3	C	E7 4	E7
E	-----		-----		-----		-----	
B	-----		-----		-----		-----	
G	-----		-----2-		-2-R-2-0-R--		-----	
D	-----2-		-0-R-----		-----2-		-2-R-R-R-R-2-	
A	-0-	-0-R-2-3-R--	-----0-0-R--		-----		-----	
E	-----		-----		-----		-----	

	Am 5	C	D 6	F	Am 7	E7	Am 8
E	-----		-----		-----		-----
B	-----		-----		-----		-----
G	-2-R-2-0-R--		-----		-----		-----
D	-----2-		-0-R-----		-2-0-R--		-----
A	-----		-0-0-R-0-		-0-R--3-		-0-
E	-----		-----		-----		-----



Am	C	D	F	F	E7
X O O O	X O O O	X X O O	X X O O	X O X O	O O O O
①	①	① ②	①	①	①
② ③	②	③	②	②	②
	③	③	③	③ ④	

# When The Saints Go Marching In

Time signature: 3/4

Fret numbers = finger numbers

PICKUP

1 & 2 & 3 & 4 &  
**E**-----  
**B**-----0-1-  
**G**-----0-----  
**D**-----  
**A**-----  
**E**-----

oh when the

1 G 1 2 3 & 4 &	2 G 1 2 3 & 4 &	3 G 1 2 3 4	4 D7 1 2 3 4 &
saints go marching in		oh when the saints go mar ching in,	
5 G 1 2 & 3 & 4 &	6 C 1 & 2 3 & 4 &	7 G 1 2 3 4	8 D7 1
want to be in that number,		when the saints go mar ching in.	

<b>G</b> o o o	<b>Easy G</b> x x o o o	<b>C</b> x o o	<b>Easy C</b> x x x o o	<b>D7</b> x x o



## Horse with No Name

<b>Em</b> o o o o	<b>D6</b> o o o o



# Heartbreak Hotel

By Mae Boren Axton, Thomas Durden, and Elvis Presley

4 || A | A | A | A | D | D | E7 | A

A A  
Well, since my baby left me, I found a new place to dwell.

A A  
It's down at the end of lonely street at Heartbreak Hotel.

D D E7 A  
You make me so lonely baby, I get so lonely, I get so lonely I could die.

A A  
And though it's always crowded, You still can find some room.

A A  
Where broken hearted lovers go to cry away their gloom.

D D E7 A  
You make me so lonely baby, I get so lonely, baby, I get so lonely I could die.

A A  
Well, the bell hop's tears keep flowin', And the desk clerk's dressed in black.


A A  
Well they been so long on lonely street, they ain't ever gonna look back.

D D E7 A  
You make me so lonely baby, I get so lonely, baby, I get so lonely I could die.

A A  
Well if your baby leaves you and you need a new place to dwell,

A A  
Just take a walk down lonely street to Heartbreak Hotel

D D E7 A  
You make me so lonely baby, I get so lonely, baby, I get so lonely I could die.



## Bass / Strum Pattern

1 2 3 4  
bass strum bass strum

# Sweet Home Chicago in 4/4 (Robert Johnson) arr. R. Walker

D G D D  
 Oh, Baby don't you want to go  
 G G D D  
 Oh, Baby don't you want to go back to the  
 A7 G D A7  
 same old place Sweet Home Chi-cago

D G D D  
 one & one is 2, 2 & 2 is four, Heavy loaded baby, my feet are out the door  
 G G D D  
 Oh, Baby don't you want to go back to the  
 A7 G D A7  
 same old place Sweet Home Chi-cago

D G D D  
 2 and 2 is 4, 4 and 2 is six Monkey round baby, I had it wi' your tricks  
 G G D D  
 Oh, Baby don't you want to go back to the  
 A7 G D A7  
 same old place Sweet Home Chi-cago

D G D D  
 Oh, Baby don't you want to go  
 G G D D  
 Oh, Baby don't you want to go back to the  
 A7 G D D  
 same old place Sweet Home Chi-cago

